

Ironing Centers: E-342 and NE-342

Dimensions (Actual Size)

Overall height: 47 7/8"
 Overall width: 15"
 Overall depth including door: 6 7/8"
 Dimension from wall to outer edge of door
 (when recessed): 3"
 Penetration into opening: 3 7/8"
 Wall opening height: 47 1/8"
 Wall opening width: 14 1/4"
 Wall opening depth: 3 7/8"

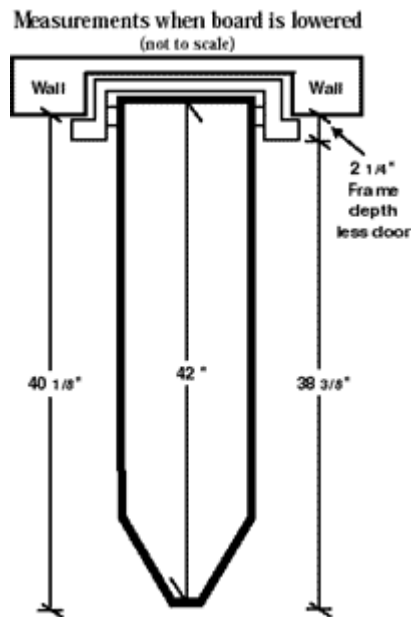
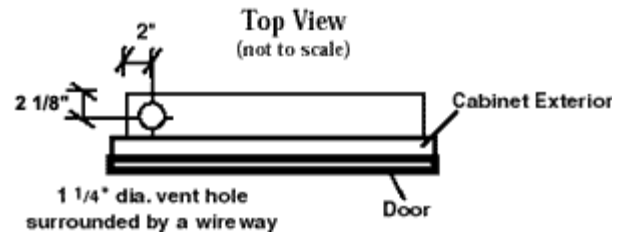
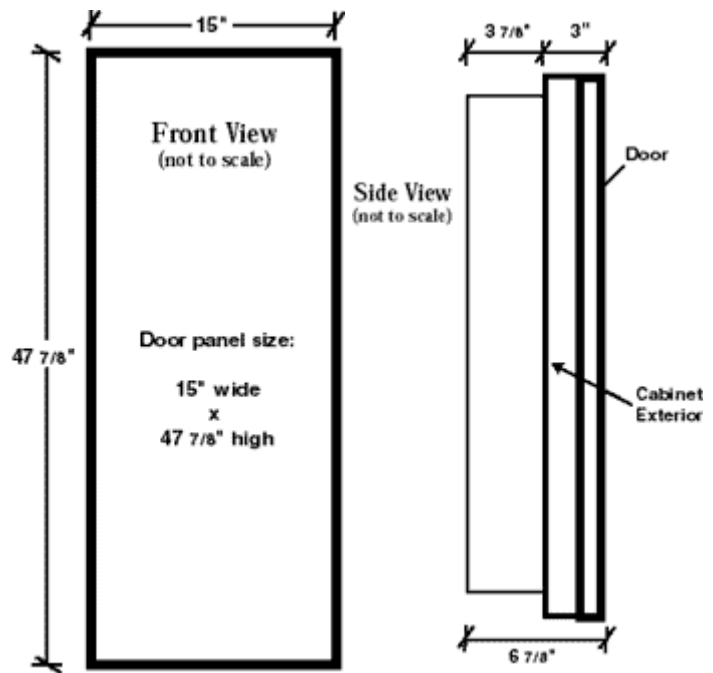
Overlap distances when using wall opening dimensions listed above:

Top overlap: 3/8"
 Bottom overlap: 3/8"
 Right side overlap: 3/8"
 Left side overlap: 3/8"

Additional Information

- Unit may be surface mounted (unit extends approximately 6 7/8" into room) or recessed (unit extends approximately 3" into wall with standard 16 inch center studs).
- See table to the right to determine desired ironing board height above the floor. The user can adjust height of board after installation with a 4" differential between a maximum and minimum height.
- Unit can be provided with a left hinged door (without garment hook) upon request. Right hinge is standard.
- Comes standard with birch veneer door.
- Electrical requirements for E-342: 115/120v, 15 amps. Pigtails are provided in bottom of wireway for hookup to supply line. Make entrance into knockouts provided in top and bottom of wire way through left-hand vent hole.

Height Adjustments	
Cut opening above floor:	Board Height
32"	38"
31"	37"
30"	36"
29"	35"
28"	34"
27"	33"
26"	32"
25"	31"
24"	30"
23"	29"
22"	28"



- Electrical requirements for NE-342: The unit does not require electricity, it is non-electric.
- Recommended to attach 2" x 4" cleats to studs, level with the bottom of opening (for support when recessing unit).
- Door opens approximately 180°. Allow at least 16" to the side of the unit for door to swing open (door hinges on full length piano hinge).